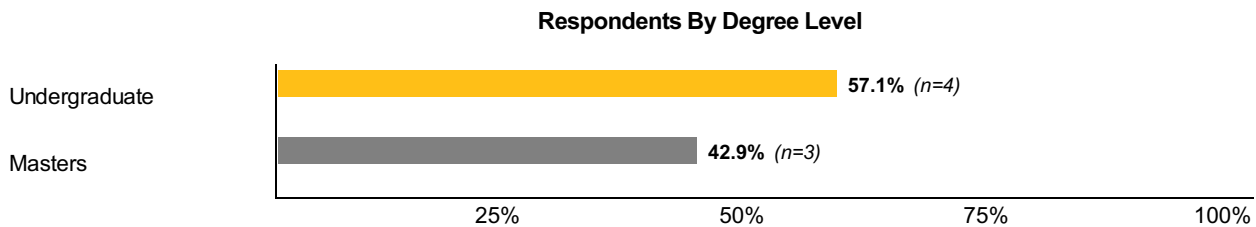
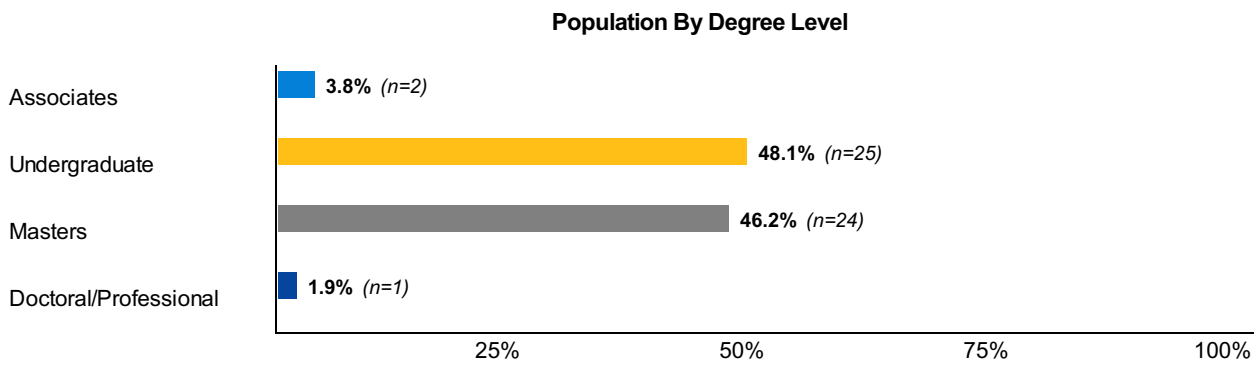
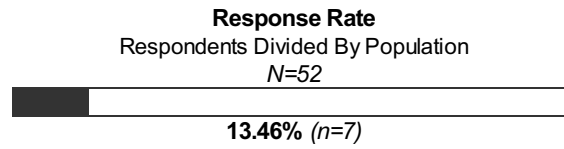



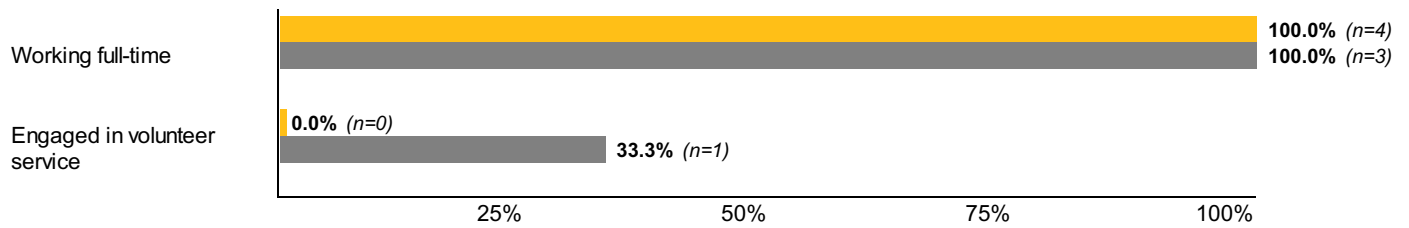
Response Rate Summary



General Outcomes

Core 1: Which of the following options represent your post-graduation situation at this time?
(Select all that apply)

 Undergraduate (*n*=4)
 Masters (*n*=3)



General Outcomes

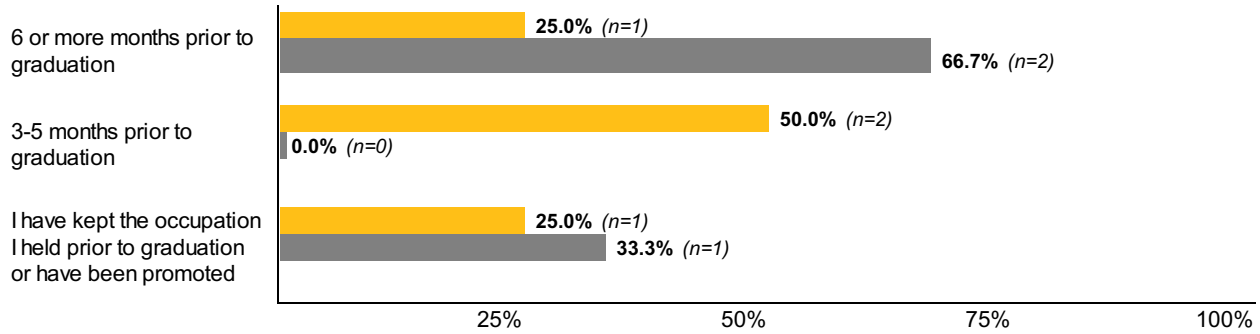
Core 2: Which of the options above would you identify as your primary status post-graduation?

	Undergraduate <i>n=4</i>	Masters <i>n=3</i>
Working full-time	100.0% (<i>n=4</i>)	100.0% (<i>n=3</i>)

General Outcomes

Core 3: When did you begin to pursue your primary post-graduation occupation?

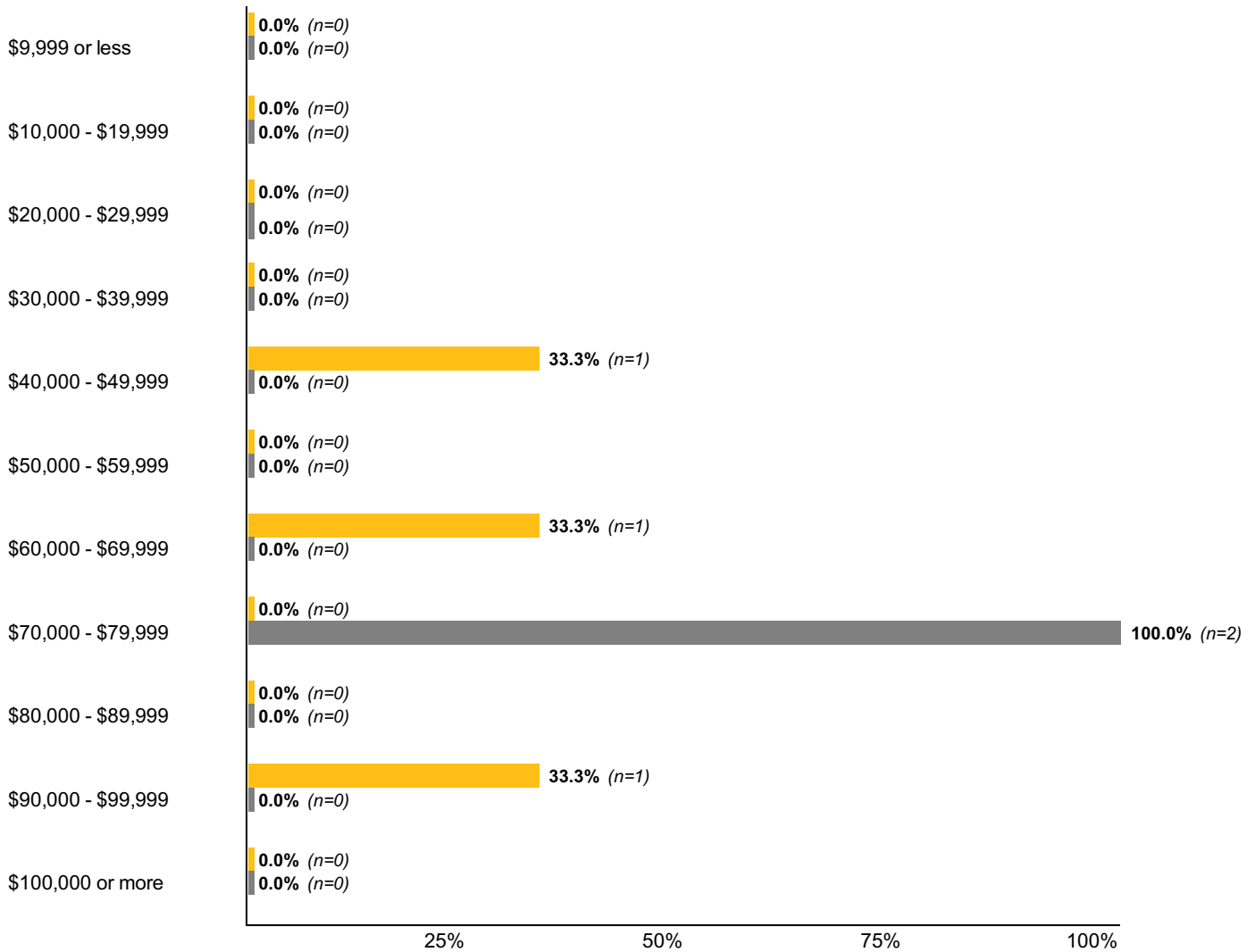
Undergraduate (*n=4*)
Masters (*n=3*)



Occupation

Core 5: Please enter your expected total annual income, and if applicable, guaranteed bonus(es) below.

Undergraduate (n=3)
 Masters (n=2)



Overall median income: **\$75,000**

Median income for *Undergraduate* students: **\$68,000**

Median income for *Masters* students: **\$76,000**

To protect respondent confidentiality, median incomes have been rounded to the nearest \$500 interval.

Occupation

Core 6: Which of the following best describes your occupation?

	Undergraduate <i>n=4</i>	Masters <i>n=2</i>
Employed by an organization	100.0% (<i>n=4</i>)	100.0% (<i>n=2</i>)

Occupation

Core 7: Do you/will you hold more than one paid position?

	Undergraduate <i>n=4</i>	Masters <i>n=2</i>
Yes	25.0% (<i>n=1</i>)	0.0% (<i>n=0</i>)
No	75.0% (<i>n=3</i>)	100.0% (<i>n=2</i>)

Occupation: Industry

Core 9 & Core 13: Which of the following best describes the industry and job function of the occupation you do/will hold?

	Undergraduate <i>n=3</i>	Masters <i>n=2</i>
Manufacturing	0.0% (<i>n=0</i>)	50.0% (<i>n=1</i>)
Other / Unspecified	33.3% (<i>n=1</i>)	0.0% (<i>n=0</i>)
Chemicals	33.3% (<i>n=1</i>)	0.0% (<i>n=0</i>)
Engineering	0.0% (<i>n=0</i>)	50.0% (<i>n=1</i>)
Construction	33.3% (<i>n=1</i>)	0.0% (<i>n=0</i>)

Occupation: Job Function

Core 9 & Core 13: Which of the following best describes the industry and job function of the occupation you do/will hold?

	Undergraduate <i>n=3</i>	Masters <i>n=2</i>
Management / Logistics	0.0% (<i>n=0</i>)	50.0% (<i>n=1</i>)
Social Work	33.3% (<i>n=1</i>)	0.0% (<i>n=0</i>)
Operations	33.3% (<i>n=1</i>)	0.0% (<i>n=0</i>)
Engineering	0.0% (<i>n=0</i>)	50.0% (<i>n=1</i>)
Management	33.3% (<i>n=1</i>)	0.0% (<i>n=0</i>)

Occupation

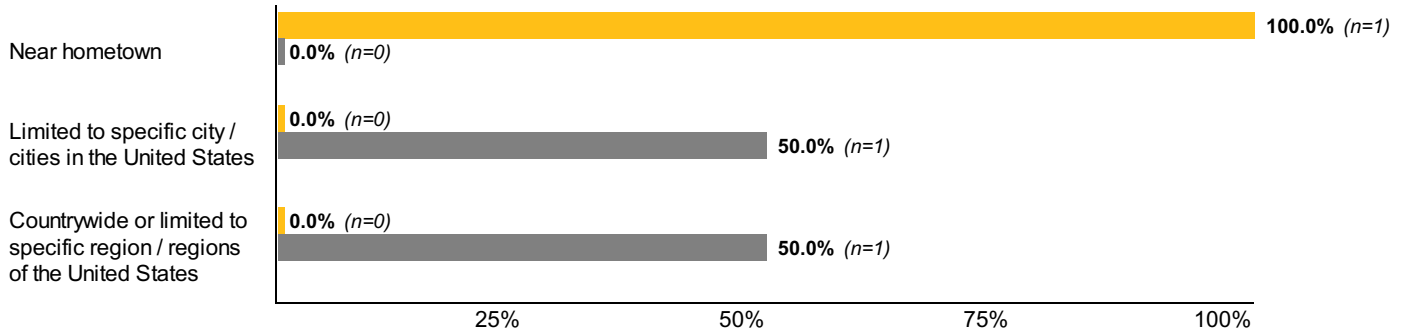
Core 10 & Core 14: Please enter the location of your occupation.

	Undergraduate <i>n=3</i>	Masters <i>n=2</i>
MT	66.7% (<i>n=2</i>)	0.0% (<i>n=0</i>)
IA	0.0% (<i>n=0</i>)	50.0% (<i>n=1</i>)
SC	0.0% (<i>n=0</i>)	50.0% (<i>n=1</i>)
UT	33.3% (<i>n=1</i>)	0.0% (<i>n=0</i>)

Occupation

Core 18: Where geographically did you look when searching for your post-graduation occupation? (Select all that apply)

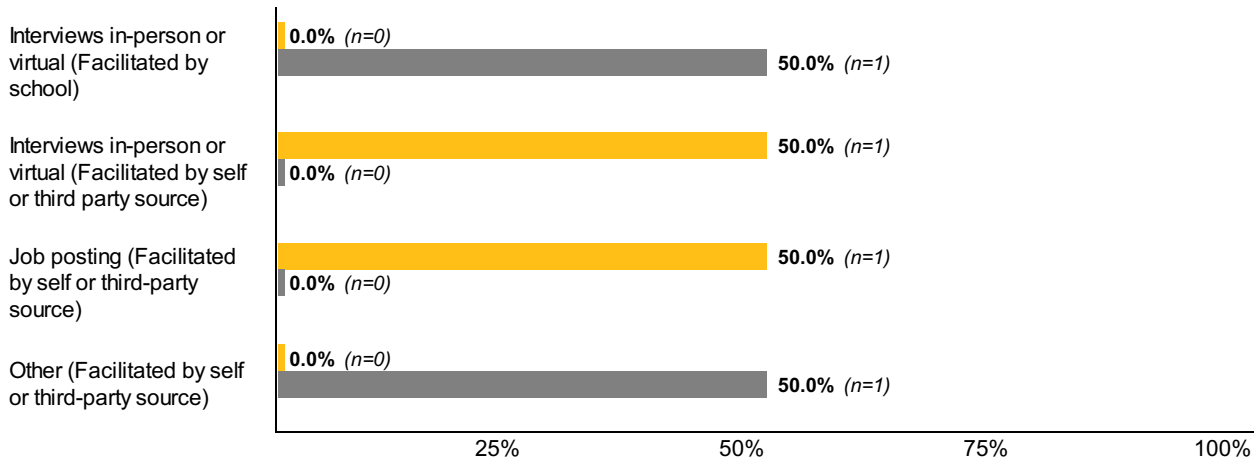
Undergraduate (*n=1*)
 Masters (*n=2*)



Engagement

Engagement 47: Please indicate the primary job search activity that led to the job you accepted or hold. (Select one)

Undergraduate (n=2)
Masters (n=2)



Engagement

Engagement 48: How helpful did you find each of these resources when searching for an occupation?

	Undergraduate <i>n=2</i>	Masters <i>n=2</i>
Career Center Staff = Very Helpful	0.0% (<i>n=0</i>)	0.0% (<i>n=0</i>)
Career Center Staff = Helpful	0.0% (<i>n=0</i>)	50.0% (<i>n=1</i>)
Career Center Staff = Neither Helpful nor Unhelpful	50.0% (<i>n=1</i>)	0.0% (<i>n=0</i>)
Career Center Staff = Unhelpful	0.0% (<i>n=0</i>)	0.0% (<i>n=0</i>)
Career Center Staff = Very Unhelpful	0.0% (<i>n=0</i>)	0.0% (<i>n=0</i>)
Career Center Staff = I have never used this resource	50.0% (<i>n=1</i>)	50.0% (<i>n=1</i>)
Career Center Services = Very Helpful	0.0% (<i>n=0</i>)	0.0% (<i>n=0</i>)
Career Center Services = Helpful	0.0% (<i>n=0</i>)	50.0% (<i>n=1</i>)
Career Center Services = Neither Helpful nor Unhelpful	50.0% (<i>n=1</i>)	0.0% (<i>n=0</i>)
Career Center Services = Unhelpful	0.0% (<i>n=0</i>)	0.0% (<i>n=0</i>)
Career Center Services = Very Unhelpful	0.0% (<i>n=0</i>)	0.0% (<i>n=0</i>)
Career Center Services = I have never used this resource	50.0% (<i>n=1</i>)	50.0% (<i>n=1</i>)
Departmental Faculty / Staff / Services = Very Helpful	0.0% (<i>n=0</i>)	0.0% (<i>n=0</i>)
Departmental Faculty / Staff / Services = Helpful	0.0% (<i>n=0</i>)	50.0% (<i>n=1</i>)
Departmental Faculty / Staff / Services = Neither Helpful nor Unhelpful	0.0% (<i>n=0</i>)	0.0% (<i>n=0</i>)
Departmental Faculty / Staff / Services = Unhelpful	50.0% (<i>n=1</i>)	0.0% (<i>n=0</i>)
Departmental Faculty / Staff / Services = Very Unhelpful	0.0% (<i>n=0</i>)	0.0% (<i>n=0</i>)
Departmental Faculty / Staff / Services = I have never used this resource	50.0% (<i>n=1</i>)	50.0% (<i>n=1</i>)
Other Faculty / Staff / Services = Very Helpful	0.0% (<i>n=0</i>)	0.0% (<i>n=0</i>)
Other Faculty / Staff / Services = Helpful	0.0% (<i>n=0</i>)	50.0% (<i>n=1</i>)

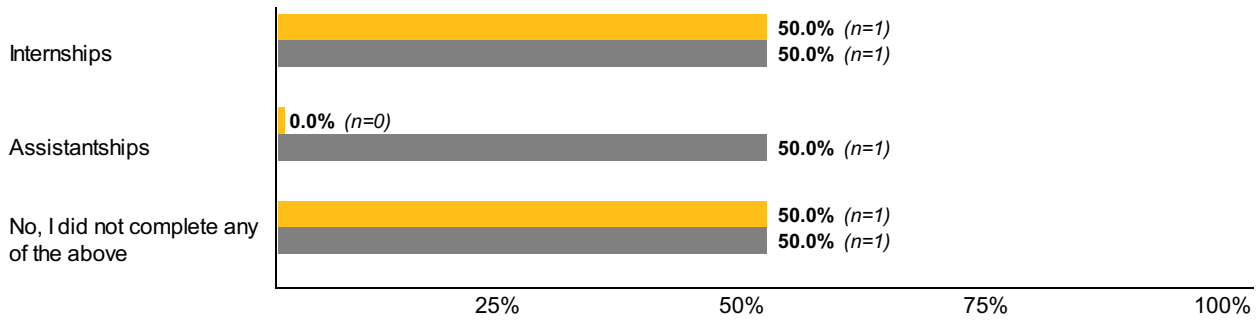
Other Faculty / Staff / Services = Neither Helpful nor Unhelpful	0.0% (n=0)	50.0% (n=1)
Other Faculty / Staff / Services = Unhelpful	50.0% (n=1)	0.0% (n=0)
Other Faculty / Staff / Services = Very Unhelpful	0.0% (n=0)	0.0% (n=0)
Other Faculty / Staff / Services = I have never used this resource	50.0% (n=1)	0.0% (n=0)
Academic Advising Staff / Services = Very Helpful	0.0% (n=0)	0.0% (n=0)
Academic Advising Staff / Services = Helpful	0.0% (n=0)	0.0% (n=0)
Academic Advising Staff / Services = Neither Helpful nor Unhelpful	0.0% (n=0)	50.0% (n=1)
Academic Advising Staff / Services = Unhelpful	50.0% (n=1)	0.0% (n=0)
Academic Advising Staff / Services = Very Unhelpful	0.0% (n=0)	0.0% (n=0)
Academic Advising Staff / Services = I have never used this resource	50.0% (n=1)	50.0% (n=1)
Alumni = Very Helpful	0.0% (n=0)	0.0% (n=0)
Alumni = Helpful	0.0% (n=0)	0.0% (n=0)
Alumni = Neither Helpful nor Unhelpful	0.0% (n=0)	50.0% (n=1)
Alumni = Unhelpful	50.0% (n=1)	0.0% (n=0)
Alumni = Very Unhelpful	0.0% (n=0)	0.0% (n=0)
Alumni = I have never used this resource	50.0% (n=1)	50.0% (n=1)
Family Members = Very Helpful	0.0% (n=0)	0.0% (n=0)
Family Members = Helpful	0.0% (n=0)	0.0% (n=0)
Family Members = Neither Helpful nor Unhelpful	50.0% (n=1)	50.0% (n=1)
Family Members = Unhelpful	0.0% (n=0)	0.0% (n=0)
Family Members = Very Unhelpful	0.0% (n=0)	0.0% (n=0)
Family Members = I have never used this resource	50.0% (n=1)	50.0% (n=1)
Bosses / Co-workers / Supervisors = Very Helpful	0.0% (n=0)	0.0% (n=0)
Bosses / Co-workers / Supervisors = Helpful	0.0% (n=0)	50.0% (n=1)
Bosses / Co-workers / Supervisors = Neither Helpful nor Unhelpful	50.0% (n=1)	0.0% (n=0)
Bosses / Co-workers / Supervisors = Unhelpful	0.0% (n=0)	0.0% (n=0)
Bosses / Co-workers / Supervisors = Very Unhelpful	0.0% (n=0)	0.0% (n=0)
Bosses / Co-workers / Supervisors = I have never used this resource	50.0% (n=1)	50.0% (n=1)

Professional Contacts / Organizations = Very Helpful	0.0% (n=0)	0.0% (n=0)
Professional Contacts / Organizations = Helpful	0.0% (n=0)	50.0% (n=1)
Professional Contacts / Organizations = Neither Helpful nor Unhelpful	50.0% (n=1)	0.0% (n=0)
Professional Contacts / Organizations = Unhelpful	0.0% (n=0)	0.0% (n=0)
Professional Contacts / Organizations = Very Unhelpful	0.0% (n=0)	0.0% (n=0)
Professional Contacts / Organizations = I have never used this resource	50.0% (n=1)	50.0% (n=1)
Peers = Very Helpful	0.0% (n=0)	0.0% (n=0)
Peers = Helpful	0.0% (n=0)	0.0% (n=0)
Peers = Neither Helpful nor Unhelpful	50.0% (n=1)	50.0% (n=1)
Peers = Unhelpful	0.0% (n=0)	0.0% (n=0)
Peers = Very Unhelpful	0.0% (n=0)	0.0% (n=0)
Peers = I have never used this resource	50.0% (n=1)	50.0% (n=1)

Engagement

Experiential 49: Did you complete any of the following while working on your degree? (Select all that apply)

Undergraduate (*n*=2)
Masters (*n*=2)



Internships

Experiential 51: How many internships did you complete?

	Undergraduate <i>n=1</i>	Masters <i>n=1</i>
1	0.0% (<i>n=0</i>)	0.0% (<i>n=0</i>)
2	100.0% (<i>n=1</i>)	100.0% (<i>n=1</i>)
3	0.0% (<i>n=0</i>)	0.0% (<i>n=0</i>)
4	0.0% (<i>n=0</i>)	0.0% (<i>n=0</i>)
5	0.0% (<i>n=0</i>)	0.0% (<i>n=0</i>)
More than 5	0.0% (<i>n=0</i>)	0.0% (<i>n=0</i>)

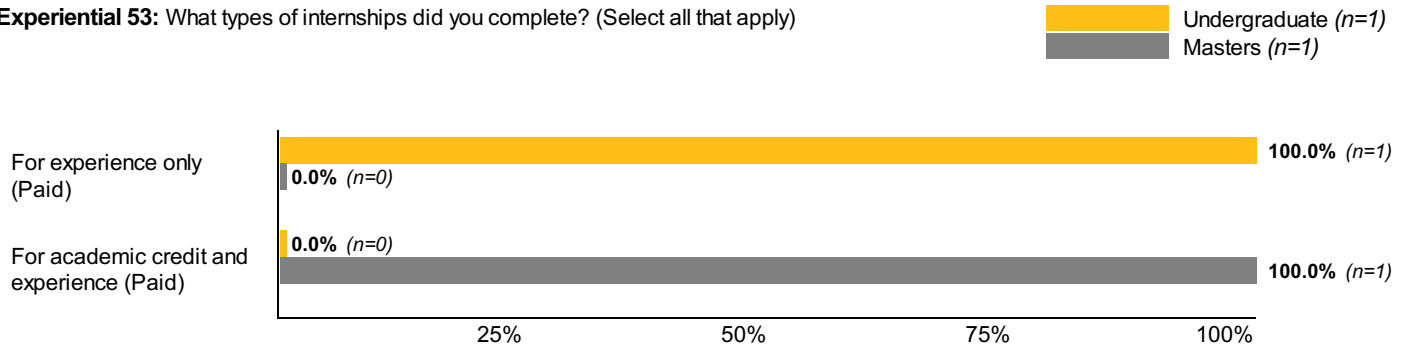
Internships

Experiential 52: Please indicate if these experiences were full or part-time. (Select all that apply)

	Undergraduate <i>n=1</i>	Masters <i>n=1</i>
Full-time	100.0% (<i>n=1</i>)	0.0% (<i>n=0</i>)
Part-time	0.0% (<i>n=0</i>)	100.0% (<i>n=1</i>)

Internships

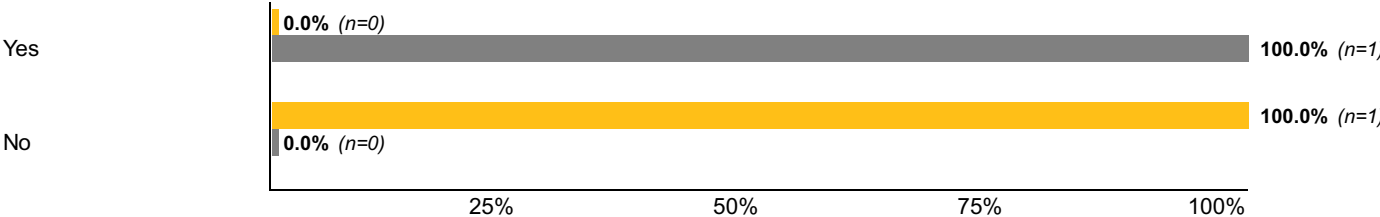
Experiential 53: What types of internships did you complete? (Select all that apply)



Internships

Experiential 54: Were you offered full-time employment as result of any of your internships?

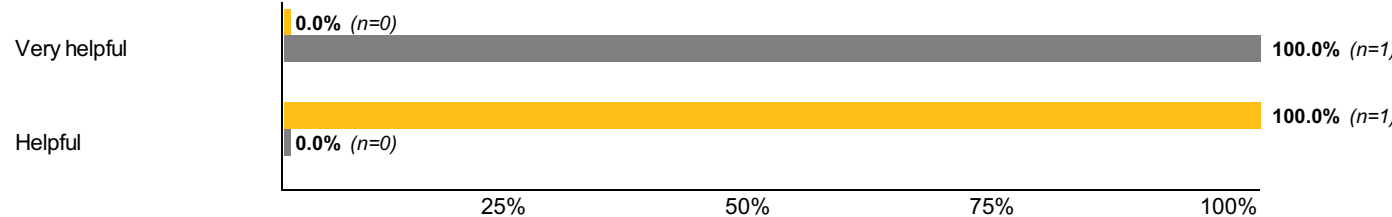
Undergraduate (n=1)
Masters (n=1)



Internships

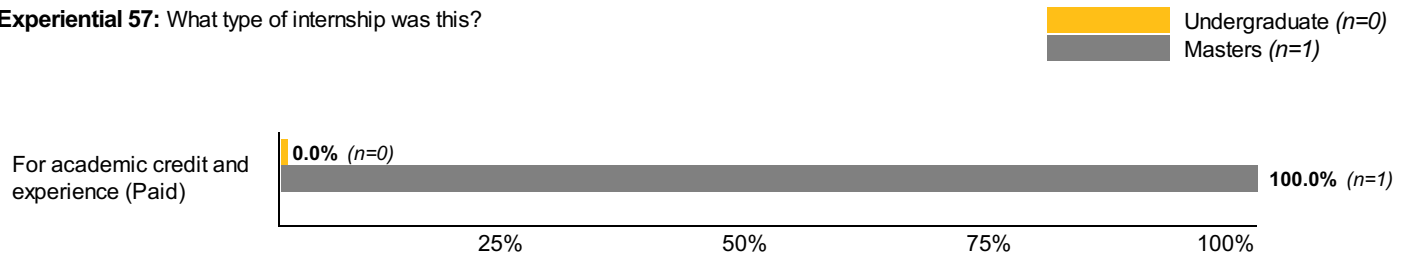
Experiential 55: Overall, how helpful were your internships in preparing you for the workplace/your career?

Undergraduate (n=1)
Masters (n=1)



Internships

Experiential 57: What type of internship was this?



Assistantships

Experiential 72: How many assistantships did you complete?

	Undergraduate <i>n=0</i>	Masters <i>n=1</i>
1	0.0% (<i>n=0</i>)	100.0% (<i>n=1</i>)
2	0.0% (<i>n=0</i>)	0.0% (<i>n=0</i>)
3	0.0% (<i>n=0</i>)	0.0% (<i>n=0</i>)
4	0.0% (<i>n=0</i>)	0.0% (<i>n=0</i>)
5	0.0% (<i>n=0</i>)	0.0% (<i>n=0</i>)
More than 5	0.0% (<i>n=0</i>)	0.0% (<i>n=0</i>)

Assistantships

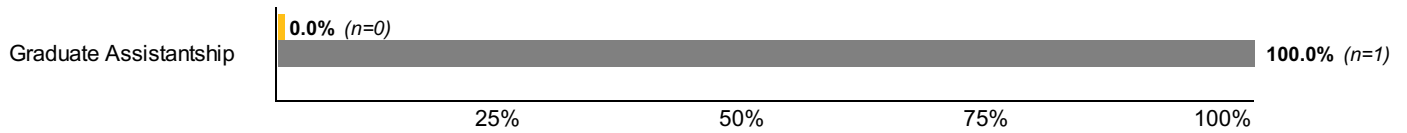
Experiential 73: Please indicate if these experiences were full or part-time. (Select all that apply)

	Undergraduate <i>n=0</i>	Masters <i>n=1</i>
Part-time	0.0% (<i>n=0</i>)	100.0% (<i>n=1</i>)

Assistantships

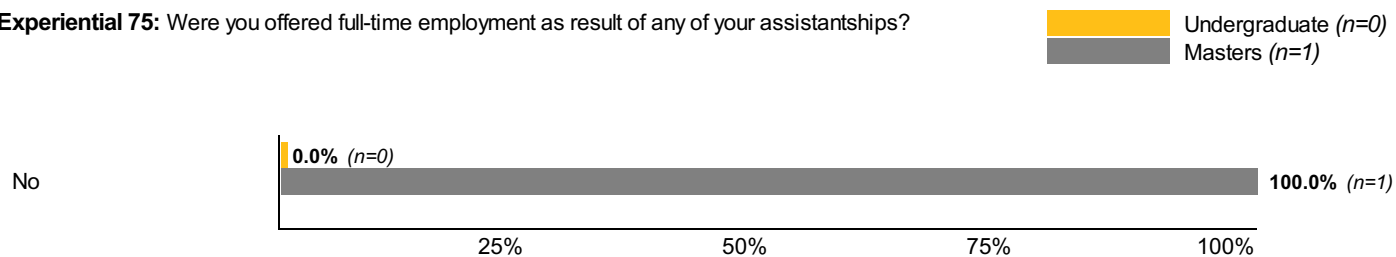
Experiential 74: What types of assistantships did you complete? (Select all that apply)

Undergraduate ($n=0$)
Masters ($n=1$)



Assistantships

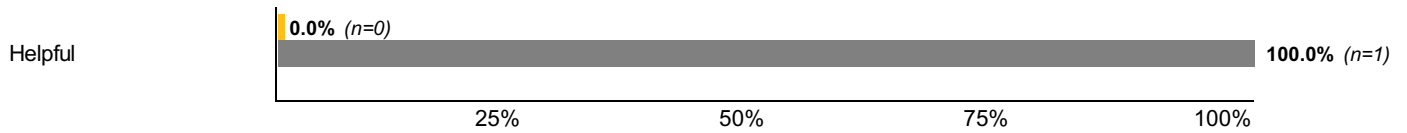
Experiential 75: Were you offered full-time employment as result of any of your assistantships?



Assistantships

Experiential 76: How helpful were your assistantship(s) in preparing you for the workplace/your career?

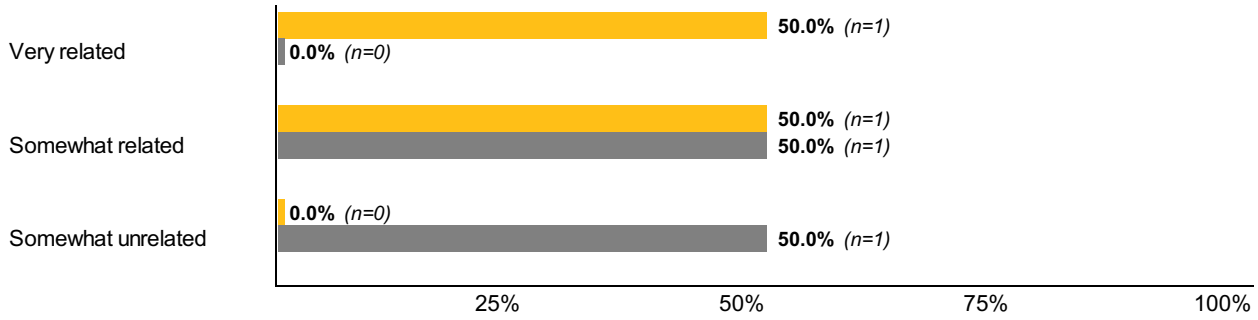
Undergraduate (*n=0*)
Masters (*n=1*)



Satisfaction

Satisfaction 105: How related is your primary post-graduation occupation to your program/area of study?

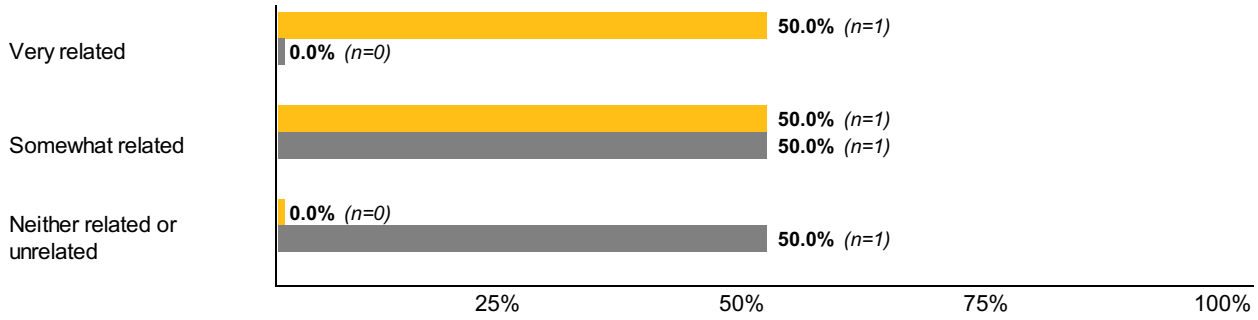
Undergraduate (n=2)
Masters (n=2)



Satisfaction

Satisfaction 106: How related is your primary post-graduation occupation to your career goals?

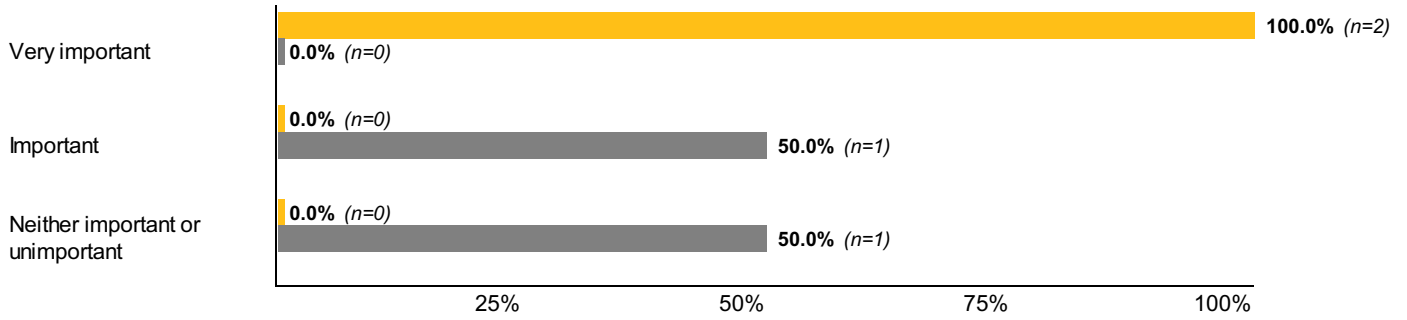
Undergraduate (n=2)
Masters (n=2)



Satisfaction

Satisfaction 107: How important to you is it that your primary post-graduation occupation or career is related to your program/area of study?

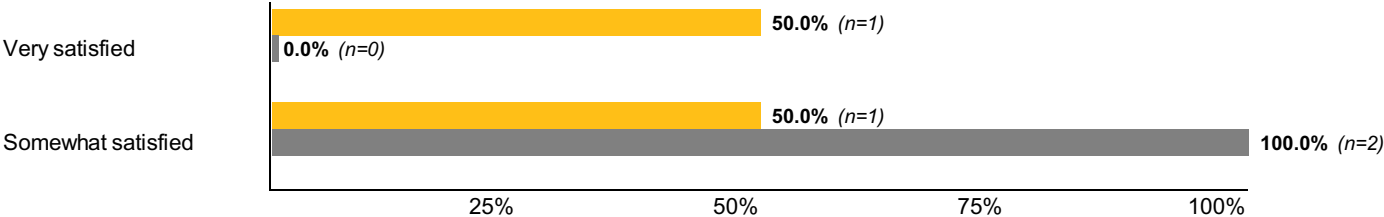
Undergraduate (n=2)
Masters (n=2)



Satisfaction

Satisfaction 108: How satisfied are you with your primary post-graduation occupation?

Undergraduate (n=2)
Masters (n=2)



Motivation

Motivation 109: Which of these best describes your situation before beginning the degree you recently completed? (Select all that apply)

	Undergraduate <i>n=2</i>	Masters <i>n=2</i>
Working full-time	50.0% (<i>n=1</i>)	50.0% (<i>n=1</i>)
Working part-time	50.0% (<i>n=1</i>)	0.0% (<i>n=0</i>)
Recently completed high school or GED	0.0% (<i>n=0</i>)	50.0% (<i>n=1</i>)

Motivation

Motivation 110: What was your primary motivation when beginning the degree you recently completed?

	Undergraduate <i>n=2</i>	Masters <i>n=2</i>
Employment opportunities	50.0% (<i>n=1</i>)	50.0% (<i>n=1</i>)
Job satisfaction	0.0% (<i>n=0</i>)	50.0% (<i>n=1</i>)
Personal enrichment	50.0% (<i>n=1</i>)	0.0% (<i>n=0</i>)

Motivation

Motivation 111: What was your primary motivation when finishing the degree you recently completed?

	Undergraduate <i>n=2</i>	Masters <i>n=2</i>
Employment opportunities	50.0% (<i>n=1</i>)	50.0% (<i>n=1</i>)
Job satisfaction	0.0% (<i>n=0</i>)	50.0% (<i>n=1</i>)
Personal enrichment	50.0% (<i>n=1</i>)	0.0% (<i>n=0</i>)

Motivation

Motivation 112: How helpful was your degree in allowing you to affect each of the following outcomes? Please rate each option from "Very Unhelpful" to "Very Helpful."

	Undergraduate <i>n=2</i>	Masters <i>n=2</i>
Employment opportunities = Very Helpful	50.0% (<i>n=1</i>)	0.0% (<i>n=0</i>)
Employment opportunities = Helpful	50.0% (<i>n=1</i>)	50.0% (<i>n=1</i>)
Employment opportunities = Neither Helpful nor Unhelpful	0.0% (<i>n=0</i>)	0.0% (<i>n=0</i>)
Employment opportunities = Unhelpful	0.0% (<i>n=0</i>)	0.0% (<i>n=0</i>)
Employment opportunities = Very Unhelpful	0.0% (<i>n=0</i>)	0.0% (<i>n=0</i>)
Employment opportunities = Have not yet formed opinion	0.0% (<i>n=0</i>)	50.0% (<i>n=1</i>)
Impact on society = Very Helpful	50.0% (<i>n=1</i>)	0.0% (<i>n=0</i>)
Impact on society = Helpful	0.0% (<i>n=0</i>)	50.0% (<i>n=1</i>)
Impact on society = Neither Helpful nor Unhelpful	50.0% (<i>n=1</i>)	0.0% (<i>n=0</i>)
Impact on society = Unhelpful	0.0% (<i>n=0</i>)	0.0% (<i>n=0</i>)
Impact on society = Very Unhelpful	0.0% (<i>n=0</i>)	0.0% (<i>n=0</i>)
Impact on society = Have not yet formed opinion	0.0% (<i>n=0</i>)	50.0% (<i>n=1</i>)
Income potential = Very Helpful	50.0% (<i>n=1</i>)	0.0% (<i>n=0</i>)
Income potential = Helpful	50.0% (<i>n=1</i>)	50.0% (<i>n=1</i>)
Income potential = Neither Helpful nor Unhelpful	0.0% (<i>n=0</i>)	0.0% (<i>n=0</i>)
Income potential = Unhelpful	0.0% (<i>n=0</i>)	0.0% (<i>n=0</i>)
Income potential = Very Unhelpful	0.0% (<i>n=0</i>)	0.0% (<i>n=0</i>)
Income potential = Have not yet formed opinion	0.0% (<i>n=0</i>)	50.0% (<i>n=1</i>)
Job satisfaction = Very Helpful	50.0% (<i>n=1</i>)	0.0% (<i>n=0</i>)
Job satisfaction = Helpful	0.0% (<i>n=0</i>)	50.0% (<i>n=1</i>)

Job satisfaction = Neither Helpful nor Unhelpful	50.0% (n=1)	0.0% (n=0)
Job satisfaction = Unhelpful	0.0% (n=0)	0.0% (n=0)
Job satisfaction = Very Unhelpful	0.0% (n=0)	0.0% (n=0)
Job satisfaction = Have not yet formed opinion	0.0% (n=0)	50.0% (n=1)
Personal enrichment = Very Helpful	50.0% (n=1)	0.0% (n=0)
Personal enrichment = Helpful	50.0% (n=1)	100.0% (n=2)
Personal enrichment = Neither Helpful nor Unhelpful	0.0% (n=0)	0.0% (n=0)
Personal enrichment = Unhelpful	0.0% (n=0)	0.0% (n=0)
Personal enrichment = Very Unhelpful	0.0% (n=0)	0.0% (n=0)
Personal enrichment = Have not yet formed opinion	0.0% (n=0)	0.0% (n=0)
Professional prestige = Very Helpful	50.0% (n=1)	0.0% (n=0)
Professional prestige = Helpful	50.0% (n=1)	50.0% (n=1)
Professional prestige = Neither Helpful nor Unhelpful	0.0% (n=0)	0.0% (n=0)
Professional prestige = Unhelpful	0.0% (n=0)	0.0% (n=0)
Professional prestige = Very Unhelpful	0.0% (n=0)	0.0% (n=0)
Professional prestige = Have not yet formed opinion	0.0% (n=0)	50.0% (n=1)