

MONTANA TECH ONLINE RESOURCES

Welcome to Montana Technological University!

As an Oredigger, you now have access to Montana Tech's online resources. The following instructions will guide you through some of the basic features.

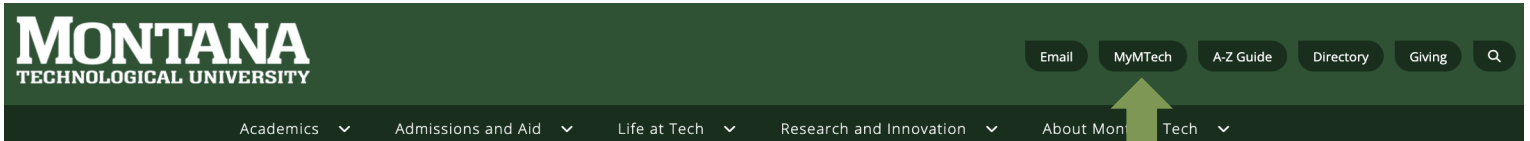
MYMTECH

MyMTech is the main portal for all online services. From here you can view your registration, link to OrediggerWeb, check your email, see important announcements, and access your online classes. Many other important links are located on your MyMTech page.

RETRIEVING YOUR CAMPUS USERNAME AND PASSWORD

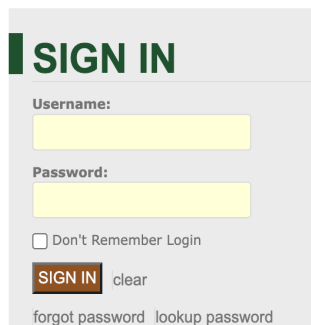
Upon admission to Montana Tech, each student is assigned a username and password. These will be used to access online resources that require user authentication. Additionally, your username and password will provide access to any on-campus computer. To retrieve your credentials:

Choose **MyMTech** in the upper right menu of the Montana Tech homepage (www.mtech.edu).



At the top of the next page, you will see a link to click if you don't know your username and password. (You will choose **Sign In** for future access.)

Information Technology - Single Sign-On

A screenshot of the 'SIGN IN' form on the Information Technology Single Sign-On page. The form has a light gray background. It features a 'SIGN IN' header, a 'Username:' label with a yellow input field, a 'Password:' label with a yellow input field, a 'Don't Remember Login' checkbox, a 'SIGN IN' button, a 'clear' button, and links for 'forgot password' and 'lookup password'.

Don't know your username and password? Navigate to <https://www.mtech.edu/pw/> to retrieve your credentials.

Is your password expired or is your account locked? Reset your password at <https://kb.mtech.edu>

For security reasons, please Log Out and Exit your web browser when you are done accessing services that require authentication!

The system you are logging into is subject to the MUS security monitoring and appropriate-use policies located on our website <https://kb.mtech.edu>. Unauthorized use is a violation of 45-6-311 MCA and Montana University System policies. By continuing to use this system you indicate your awareness of and consent to these terms and conditions of use. Do NOT log in if you do not agree to the conditions stated in this warning.

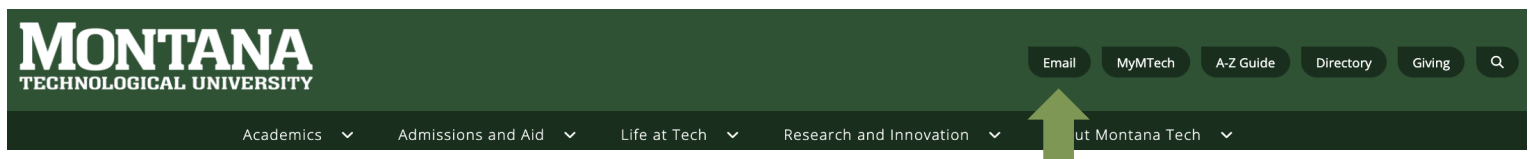
Having problems logging in? Contact our Information Technology Help Desk:

Information Technology Help Desk
<https://kb.mtech.edu>
Mining Geology Building Room 110
406-496-4244

Use your Student ID number and last name to retrieve your username and password. (Your Student ID number begins with 799 and was noted on the back of your admission letter. You may also contact Admissions at admissions@mtech.edu or 406- 496-4791 for that information.)

MONTANA TECH EMAIL

Your Montana Tech email account is the official source of communication for the school. It is important that you check it often. Once you retrieve your username and password, access your email from the home page, similar to MyMTech.



REGISTRATION INFORMATION

To view your class schedule, choose **Registration** in the top right corner of MyMTech (under the heading OrediggerWeb).

The screenshot shows the MyMTech interface. At the top, there are four circular icons: Email (envelope), Catalog (book), HPER (gears and clock), and Tech Support (computer monitor with gear). Below these is a dark green navigation bar with 'Learning' and 'OrediggerWeb' tabs. Under 'Learning', it says 'You have 0 hidden courses' and lists 'Courses you are enrolled in' with an 'Edit' button. The list includes 'OTHER' and several items like 'Campus Security Authority (CSA) Training 2024'. Under 'OrediggerWeb', there is a list of links: 'Personal Information', 'Registration', 'Student & Financial Aid', 'Faculty & Advisors', 'Degree Works', and 'New WebTailor Administration'. A green arrow points from the 'Registration' link in the OrediggerWeb menu to the 'View Registration Information' option in the next section.

Select **View Registration Information** and choose the appropriate term on the next page.

The screenshot shows a menu titled 'What would you like to do?'. It contains six options, each with an icon and a brief description: 'Prepare for Registration' (clipboard icon), 'Register for Classes' (calendar icon), 'Plan Ahead' (book icon), 'Browse Classes' (magnifying glass icon), 'View Registration Information' (folder icon), and 'Browse Course Catalog' (book icon). A green arrow points to the 'View Registration Information' option.

STUDENT & FINANCIAL AID

Choose **Student & Financial Aid** under the OrediggerWeb heading in MyMTech (below Registration). You will find important resources related to enrollment including the ability to accept your financial aid. (You will receive more detailed instructions for this process from the Financial Aid office directly.)

ONLINE COURSES/MOODLE

All online courses are taught through Moodle. Some instructors also use this tool to provide materials and feedback for face-to-face classes. You will find Moodle classes in the left column of MyMTech.

This is a duplicate of the screenshot above, showing the MyMTech navigation bar and the OrediggerWeb menu. A green arrow points to the 'View Registration Information' option in the 'What would you like to do?' menu.