


MONTANA TECH ONLINE RESOURCES

As an Oredigger, you now have access to Montana Tech's online resources. The following instructions will guide you through some of the basic features.

RETRIEVING YOUR CAMPUS USERNAME AND PASSWORD

Upon admission to Montana Tech, each student is assigned a username and password. These will be used to access online resources that require user authentication. Additionally, your username and password will provide access to any on-campus computer. To retrieve your credentials, including your username and password, go to <https://www.mtech.edu/pw>.

Use your Student ID number and last name to retrieve your username and password. Your Student ID number begins with 799 and was noted on the back of your admission letter. You may also contact Admissions at admissions@mtech.edu or (406) 496-4791 for that information.

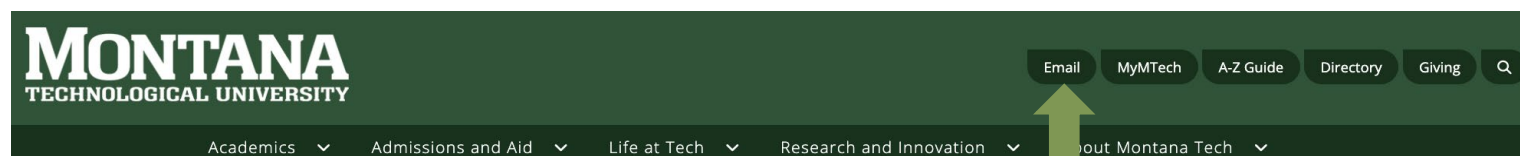


ID Number:

Last Name:

MONTANA TECH EMAIL

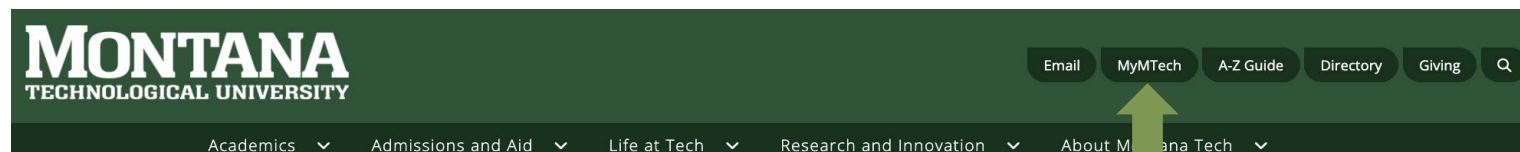
Your Montana Tech email account is the official source of communication for the school. It is important that you check it often. Once you retrieve your username and password, access your Montana Tech email account from the Montana Tech homepage www.mtech.edu by selecting **Email** from the upper right menu.



When you try to sign in to your email for the first time, you will be prompted to set up Multi-Factor Authentication. You must set up Multi-Factor Authentication. Install the Microsoft Authenticator app on your phone or set up a phone number for authentication. For detailed instructions visit <https://tinyurl.com/mtzkekbc>. If you need a password reset but didn't set up Multi-Factor Authentication, contact the IT Help Desk at (406) 496-4244 or submit a ticket at <https://tinyurl.com/pab4y9ez>. Please note: The IT Help Desk requires a photo I.D. be presented prior to resetting your password or multi-factor authentication.

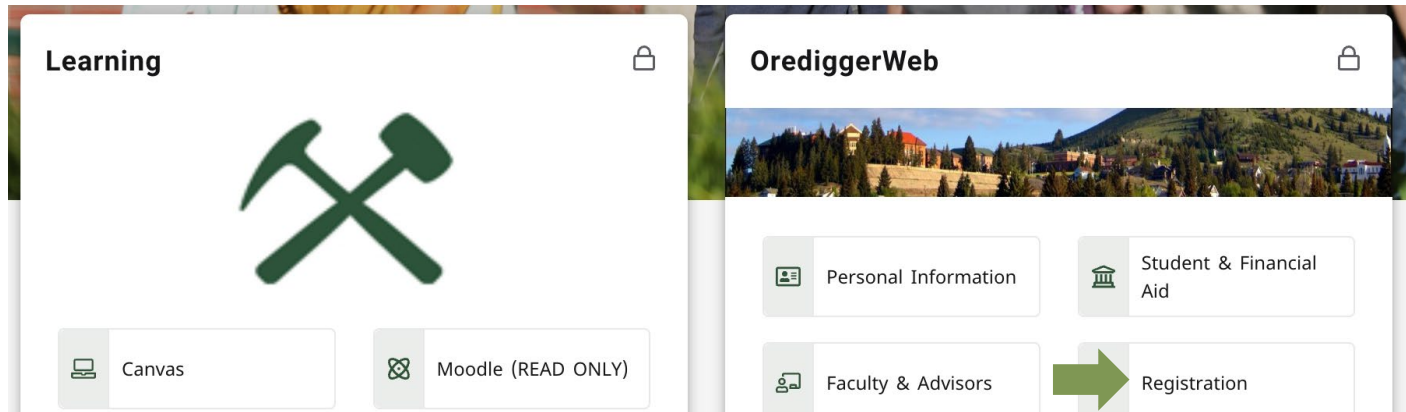
MYMTECH

MyMTech is the main portal for all online services. From here you can view your registration, link to OrediggerWeb, check your email, see important announcements, and access your online classes. Many other important links are located on your MyMTech page. Access MyMTech from the Montana Tech homepage www.mtech.edu by selecting **MyMTech** from the upper right menu or go directly to my.mtech.edu. Turn the page for more details on accessing online services in MyMtech.

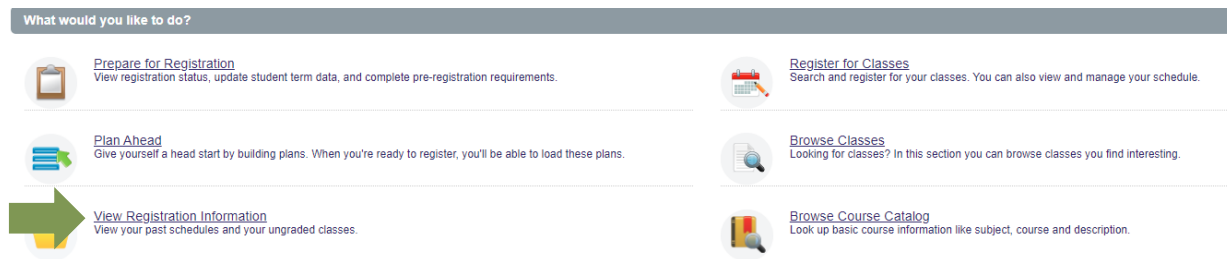


REGISTRATION INFORMATION

To view your class schedule, choose **Registration** in the top right corner of MyMTech (under the heading OrediggerWeb).



Select **View Registration Information** and choose the appropriate term on the next page.



STUDENT & FINANCIAL AID

Choose **Student & Financial Aid** under the OrediggerWeb heading in MyMTech (above Registration). You will find important resources related to enrollment including the ability to accept your financial aid. You will receive more detailed instructions for this process from the Financial Aid office directly.

ONLINE COURSES/CANVAS

All online courses are taught through Canvas. Some instructors also use this tool to provide materials and feedback for face-to-face classes. You will find Canvas classes in the left column of MyMTech.

